

# English Hubs

---

## Lacey Green English Hub

### Phonics box organisation

All Reading Teachers will need their own Phonics box - we suggest not to share resources as things will easily go missing. If the boxes are set up correctly there will be no need to share.



Boxes can be bought from Amazon

[https://www.amazon.co.uk/BANKERS-BOX-ProStore-Plastic-Storage/dp/B0825KGNBR/ref=sr\\_1\\_5?dchild=1&keywords=clear+plastic+boxes&qid=1591261989&sr=8-5](https://www.amazon.co.uk/BANKERS-BOX-ProStore-Plastic-Storage/dp/B0825KGNBR/ref=sr_1_5?dchild=1&keywords=clear+plastic+boxes&qid=1591261989&sr=8-5)

## Top tips:

- When you open your green words from your order - go to the back of the pile and take out the bigger words before you start slicing as there are some bigger words at the back in Set 3 (All set 1, 2 & 3 are in the pile)
- Photocopy any resources onto card (paper won't last)
- No need to laminate words - makes it difficult during the lesson
- Resources will last if they are taken care of and everyone has their own set to be responsible for
- P/C all nonsense words onto one colour for consistency
- Always P/C multisyllabic words onto green card - all real words on green for consistency

## Top tip for organisation:

- Give all Reading Teachers wallets to plan out the lessons for the following week
- Give all TAs 30 minutes planning time a week. Teachers already get PPA.
- Organisation is key to the pace of the lesson
- These can be bought from [https://www.amazon.co.uk/s?k=a5+plastic+clip+wallets&ref=nb\\_sb\\_noss\\_2](https://www.amazon.co.uk/s?k=a5+plastic+clip+wallets&ref=nb_sb_noss_2)

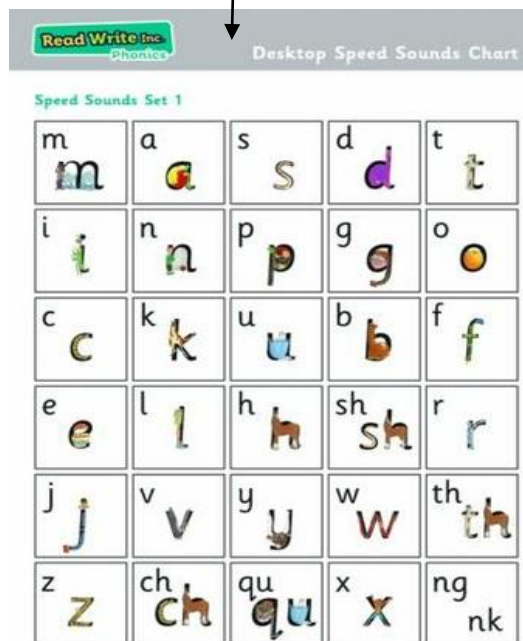


## General resources



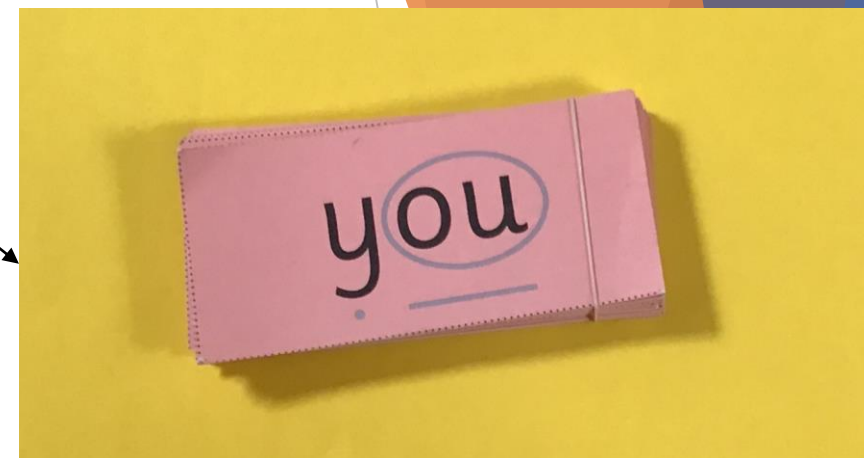
### 1 Fred Frog

- Will come with your OUP order



Desktop chart - ideally 1 between 2

- We suggest laminating the charts before using so that they last longer
- Will come in your OUP order



### A set of Red words

- You don't need these for your Phonics lessons but all Reading Teachers need their own set ready for when you start Shared Reading
- Will come with your OUP order

**English Hubs**

Lacey Green English Hub


Set 1 resources



Picture cards



Set 1 words - green, nonsense and multisyllabic

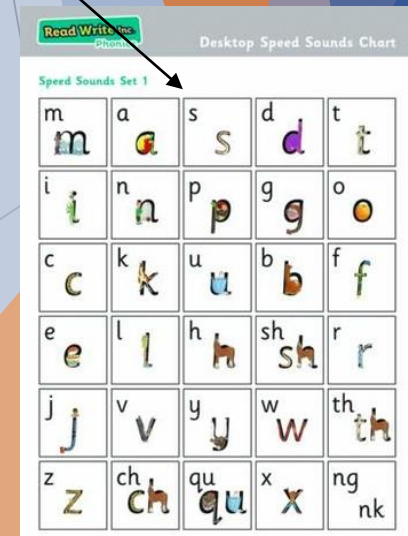


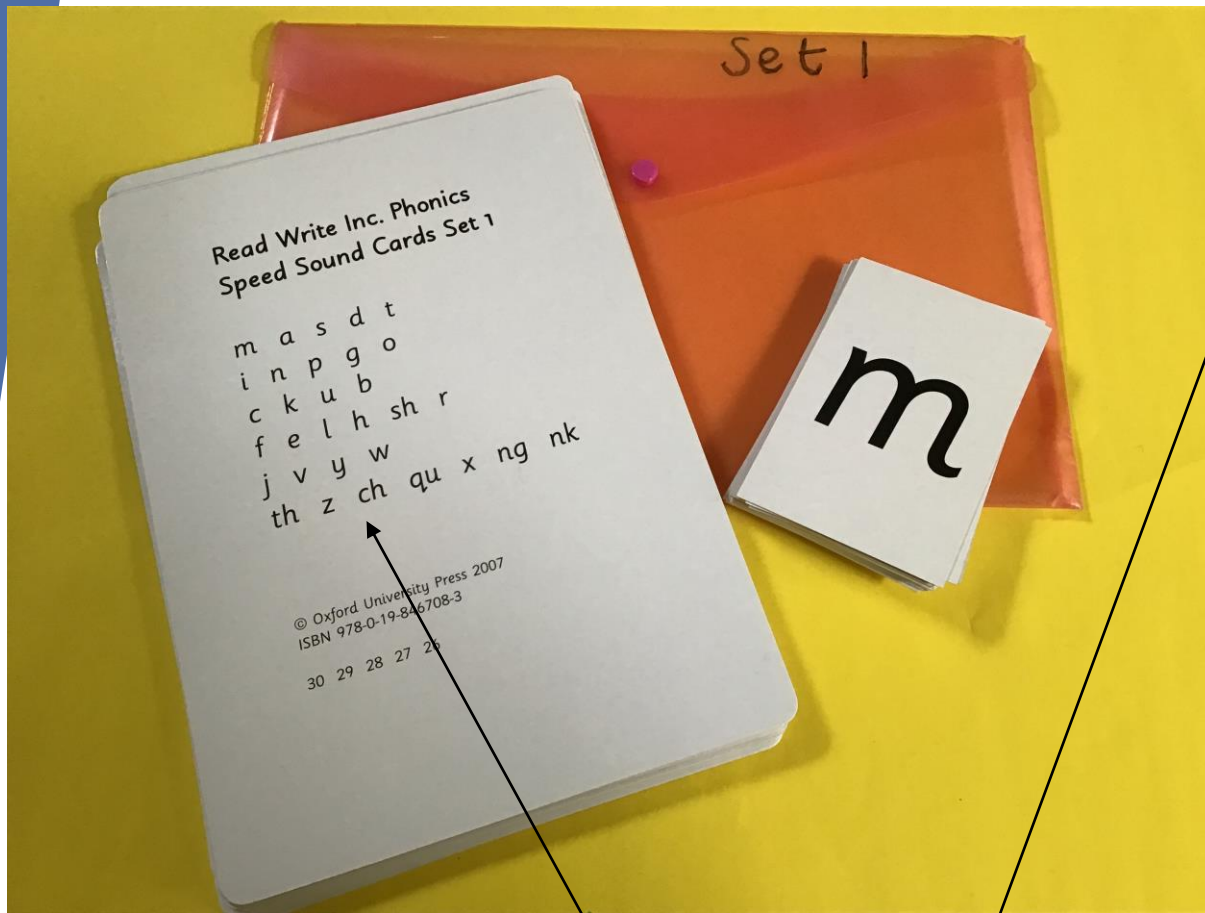
Set 1 small & A4 cards



## Picture cards

- Organise the pictures into the sound they start with e.g mouse, mountain, mirror & moon (place elastic band around)
- nk and ng sort by the end sound e.g. rink, think, wink
- Put the picture cards into the order of Set 1
- Will come with your OUP order





## Set 1 small & A4 Cards

- Set 1 is split into weeks
- Keep A4 cards in order of the teaching of Set 1
- No need to keep small set in the order as you will be using these to review during your lessons
- Small & A4 cards will come with your OUP order
- Optional - Store in a coloured wallet for ease (you will need to buy these)

[https://www.amazon.co.uk/Plastic-Wallets-Folders-Document-Folder/dp/B07Q6WNRNJ/ref=sr\\_1\\_5?dchild=1&keywords=plastic+clip+wallets&qid=1591266470&sr=8-5](https://www.amazon.co.uk/Plastic-Wallets-Folders-Document-Folder/dp/B07Q6WNRNJ/ref=sr_1_5?dchild=1&keywords=plastic+clip+wallets&qid=1591266470&sr=8-5)

Week 1: 1.1 - m, a, s, d, t  
Week 2: 1.2 - i, n, p, g, o  
Week 3: 1.3 - c, k, u, b  
Week 4: 1.4 - f, e, l, h, sh, r  
Week 5: 1.5 - j, v, y, w  
Week 6: 1.6 - th, z, ch, qu, x, ng, nk

**English Hubs**

Lacey Green English Hub

## Set 1 words

Store in same coloured file as small & A4 big cards



### Nonsense words

- These need to be printed off Oxford Owl (see next slide)
- P/C onto card
- Nonsense are only introduced during 1.6 (make sure the children can consistently blend independently before teaching them)
- Sort into 1.6, 1.7

### Green words

- Organise into the weeks - see top left hand corner e.g. 1.1 words altogether (put elastic band around each set)
- Green words go up to 1.7 & more can be downloaded off Oxford Owl (see next slide)
- Will come in your OUP order

### Multisyllabic words

- These need to be printed off Oxford Owl (see next slide)
- Copy onto green card



## Set 1

### Oxford Owl downloads:

Non-sense words

[https://cdn.oxfordowl.co.uk/2016/07/22/08/59/51/314/rwi\\_RPhO\\_NW\\_Set\\_1.pdf](https://cdn.oxfordowl.co.uk/2016/07/22/08/59/51/314/rwi_RPhO_NW_Set_1.pdf)

Additional 1.7 words

[https://cdn.oxfordowl.co.uk/2016/07/22/09/39/16/874/rwi\\_RPhO\\_WT\\_1.7.pdf](https://cdn.oxfordowl.co.uk/2016/07/22/09/39/16/874/rwi_RPhO_WT_1.7.pdf)


Multisyllabic words

[https://cdn.oxfordowl.co.uk/2018/04/13/11/53/00/868/rwi\\_RPhO\\_MSW\\_Set1.pdf](https://cdn.oxfordowl.co.uk/2018/04/13/11/53/00/868/rwi_RPhO_MSW_Set1.pdf)

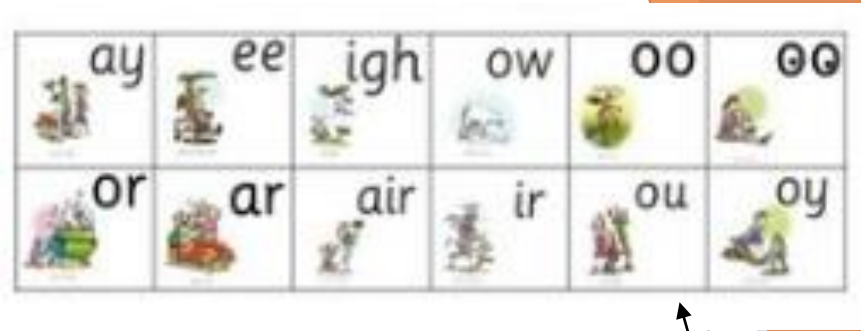
## Set 2 Resources



Small & A4 cards



Set 2 words - green, non-sense  
& multisyllabic



### Set 1 Small & A4 cards


- Keep A4 cards in order of the teaching of Set 2
- No need to keep small set in the order as you will be using these to review during your lessons
- Small & A4 cards will come with your OUP order
- Optional - Store in a coloured wallet for ease

**English Hubs**

Lacey Green English Hub

## Set 2 words

Store in same coloured file as small & A4 big cards



### Nonsense words

- Print off Oxford Owl
- P/C onto card
- No need to sort as you will be using these during your lessons

### Green words

- Set 2 words all have a number 2 in the top left hand corner
- Will come with your OUP order
- No need to sort as you will be using these during your lesson
- Keep multisyllabic and green words separate

### Multisyllabic words

- Print off Oxford Owl
- P/C onto card

## Set 2

### Oxford Owl downloads:

Nonsense words

[https://cdn.oxfordowl.co.uk/2019/03/06/09/18/58/810/rwi\\_RPhO\\_NW\\_Set\\_2.pdf](https://cdn.oxfordowl.co.uk/2019/03/06/09/18/58/810/rwi_RPhO_NW_Set_2.pdf)

Multisyllabic words

[https://cdn.oxfordowl.co.uk/2017/12/11/09/08/18/858/rwi\\_RPhO\\_MSW\\_Set2.pdf](https://cdn.oxfordowl.co.uk/2017/12/11/09/08/18/858/rwi_RPhO_MSW_Set2.pdf)


**English Hubs**

Lacey Green English Hub

## Set 3 resources



Set 3 small & A4 cards



Set 3 words - green, nonsense  
& multisyllabic



### Set 3 small & A4 cards

- Keep A4 cards in order of the teaching of Set 3
- No need to keep small set in the order as you will be using these to review during your lessons
- Small & A4 cards will come with your OUP order
- Optional - Store in a coloured wallet for ease

## Set 3 words

Store in same coloured file as small & A4 big cards



### Nonsense words

- Print off Oxford Owl
- P/C onto card
- No need to sort as you will be using these during your lessons

### Green words

- Set 3 words all have a number 3 in the top left hand corner (remember the big cards)
- Will come with your OUP order
- No need to sort as you will be using these during your lesson
- Keep multisyllabic and green words separate

### Multisyllabic words

- Print off Oxford Owl
- P/C onto card



## Set 3

### Oxford Owl downloads:

Nonsense words

[https://cdn.oxfordowl.co.uk/2016/07/22/09/00/08/420/rwi\\_RPhO\\_NW\\_Set\\_3.pdf](https://cdn.oxfordowl.co.uk/2016/07/22/09/00/08/420/rwi_RPhO_NW_Set_3.pdf)

Multisyllabic words

[https://cdn.oxfordowl.co.uk/2019/06/21/07/53/55/434/rwi\\_RPhO\\_MSW\\_Set3.pdf](https://cdn.oxfordowl.co.uk/2019/06/21/07/53/55/434/rwi_RPhO_MSW_Set3.pdf)


**English Hubs**

Lacey Green English Hub

## Additional sounds & resources

### Nonsense words

- Need to be printed off Oxford Owl
- P/C onto card
- You can get blank ones of these to create your own



### Additional sounds - Small & A4 cards

- kn, ck, ue, ie, wh, ph, au, e-e
- Needed to be printed off Oxford Owl
- Laminate

### Green words

- Need to be printed off Oxford Owl
- P/C onto card

## Additional Resources

### Oxford Owl downloads:

Small cards

[https://cdn.oxfordowl.co.uk/2018/04/13/11/51/18/3/rwi\\_RPhO\\_SSC\\_PSCP.pdf](https://cdn.oxfordowl.co.uk/2018/04/13/11/51/18/3/rwi_RPhO_SSC_PSCP.pdf)

A4 Cards

[https://cdn.oxfordowl.co.uk/2019/01/14/12/55/45/291/rwi\\_RPhO\\_SSC\\_PSCP\\_A4.pdf](https://cdn.oxfordowl.co.uk/2019/01/14/12/55/45/291/rwi_RPhO_SSC_PSCP_A4.pdf)

Nonsense words

[https://cdn.oxfordowl.co.uk/2016/09/30/08/39/07/330/rwi\\_RPhO\\_NW\\_PSCP.pdf](https://cdn.oxfordowl.co.uk/2016/09/30/08/39/07/330/rwi_RPhO_NW_PSCP.pdf)

Green words

[https://cdn.oxfordowl.co.uk/2018/08/03/09/45/56/255/rwi\\_RPhO\\_W\\_PSCP.pdf](https://cdn.oxfordowl.co.uk/2018/08/03/09/45/56/255/rwi_RPhO_W_PSCP.pdf)

Blank non-sense cards

[https://cdn.oxfordowl.co.uk/2016/08/11/11/56/28/482/rwi\\_RPhO\\_NW\\_Blank.pdf](https://cdn.oxfordowl.co.uk/2016/08/11/11/56/28/482/rwi_RPhO_NW_Blank.pdf)


# English Hubs

Lacey Green English Hub

## Other resources


### Date stamper

- Increase pace of the lesson - children shouldn't be writing dates
- [https://www.amazon.co.uk/s?k=date+stampers&ref=nb\\_sb\\_noss\\_1](https://www.amazon.co.uk/s?k=date+stampers&ref=nb_sb_noss_1)



### Homemade circles

- Used on wall charts to find the sound of the day



### Post-it notes

- Ready for shared reading



### Blue pocket chart

- It is useful for all Reading Teachers to have one of these
- These will need to be bought (see next slide)

**English Hubs**

Lacey Green English Hub

Additional Set 1 resources that won't fit in your box

You will only need these resources when the children are learning to blend



### Magnetic boards

- Ideally you want enough for one per child (see next slide)



### Magnets & toolbox

- Will come with your OUP order
- Toolbox for storage will need to be bought (see next slide)

## Additional resources to be bought

Blue Pocket Chart

[https://www.amazon.co.uk/Learning-Resources-Standard-Pocket-Chart/dp/B0007KK0G2/ref=sr\\_1\\_2?dchild=1&keywords=blue+pocket+chart+rwi&qid=1591271515&sr=8-2](https://www.amazon.co.uk/Learning-Resources-Standard-Pocket-Chart/dp/B0007KK0G2/ref=sr_1_2?dchild=1&keywords=blue+pocket+chart+rwi&qid=1591271515&sr=8-2)

Magnetic boards

<https://www.ypo.co.uk/product/detail/furniture/junior-whiteboard/701424>


Toolbox

[https://www.amazon.co.uk/gp/product/B01F8PHPFY/ref=ppx\\_yo\\_dt\\_b\\_asin\\_title\\_o01\\_s00?ie=UTF8&psc=1](https://www.amazon.co.uk/gp/product/B01F8PHPFY/ref=ppx_yo_dt_b_asin_title_o01_s00?ie=UTF8&psc=1)

**English Hubs**

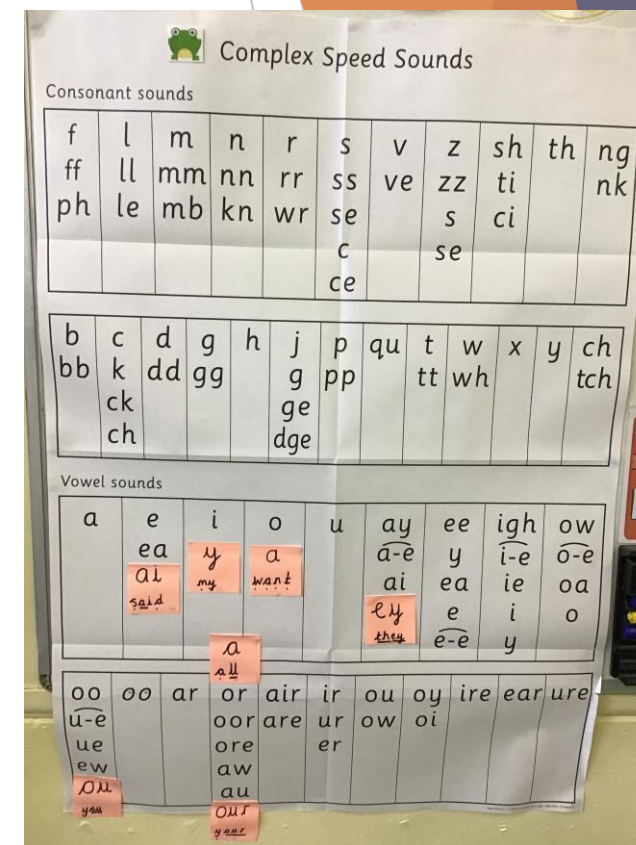
Lacey Green English Hub

## Phonics teaching space



Simple chart

- You will either need a simple or complex speed sound chart up in each space a group will be taught
- Set 1 & 2 - simple chart
- Set 3 - complex chart
- Will come with your OUP order
- It is also useful to have a simple chart up in EYFS & a complex chart up in the Year 1 classroom



Complex Chart